

Atlantica Sustainable Infrastructure Plc

Electric Utilities United Kingdom NAS:AY

ESG Risk Rating

13.5

Last Full Update May 15, 2023

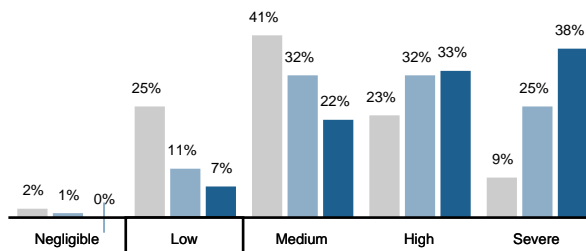
+0.4

Momentum

Low Risk



ESG Risk Rating Distribution



ESG Risk Rating Ranking

UNIVERSE	RANK	PERCENTILE
	(1 st = lowest risk)	(1 st = Top Score)
Global Universe	1005/15344	7th
Utilities Industry	17/699	3rd
Electric Utilities Subindustry	5/290	2nd

Peers Table

Peers (Market cap \$3.0 - \$3.2bn)

Peers (Market cap \$3.0 - \$3.2bn)	Exposure	Management	ESG Risk Rating
1. Atlantica Sustainable Infrastructure Plc	63.0 High	84.2 Strong	13.5 Low
2. Societatea Nationala Nuclearelectrica SA	56.7 High	63.9 Strong	23.0 Medium
3. Torrent Power Ltd.	55.4 High	36.9 Average	36.4 High
4. State Grid Information & Communication Co., Ltd.	58.0 High	26.5 Average	43.7 Severe
5. Otter Tail Corp.	64.3 High	28.7 Average	47.1 Severe

Atlantica Sustainable Infrastructure Plc

Electric Utilities United Kingdom NAS:AY

ESG Risk Analysis

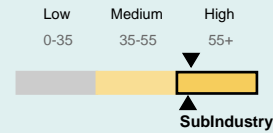
Exposure refers to the extent to which a company is exposed to different material ESG Issues. The exposure score takes into consideration subindustry and company-specific factors such as its business model.

ESG Risk Exposure

63.0 **+0.8**

High Momentum

Beta = 1.02



Atlantica's solar, wind and natural gas power plants, as well as its electric transmission lines, traverse large tracts of land. As the operation or expansion of such assets can significantly impact local residents, failure to achieve community approval might lead to protests and negative publicity. Further, as water desalination is an energy-intensive process, Atlantica's three plants also impact the company's ability to meet its overall carbon-related targets. Additionally, the increased frequency and intensity of extreme weather events expose assets to risks of property damage and fatalities, as well as scrutiny of the company's management and preparedness for such events. Failure to provide continuous energy and water supply can lead to lawsuits, damages and stricter regulatory oversight.


The company's overall exposure is high and is similar to subindustry average. Carbon -Own Operations, Community Relations and Product Governance are notable material ESG issues.

Management refers to how well a company is managing its relevant ESG issues. The management score assesses the robustness of a company's ESG programs, practices, and policies.

ESG Risk Management

84.2 **-0.4**

Strong Momentum



Atlantica's 2022 Integrated Annual Report discloses ESG data in accordance with the GRI Standards, which follows best practice. The report has also been externally verified. Additionally, 10% of senior executives' long-term performance incentive was linked to ESG metrics, specifically employee safety. The company has strong environmental, cyber security and quality management programmes that are certified to ISO 14001, ISO 27001 and ISO 9001, respectively. Atlantica's net zero by 2040 target is supported by its predominantly renewable-based generation and a project pipeline development of solely wind, solar and storage projects.

The company's overall management of material ESG issues is strong.

Atlantica Sustainable Infrastructure Plc

Electric Utilities United Kingdom NAS:AY

Material ESG Issues

These are the Material ESG Issues driving the ESG Risk Rating.

Issue Name	ESG Risk Exposure Score Category	ESG Risk Management Score Category	ESG Risk Rating Score Category	Contribution to ESG Risk Rating
Corporate Governance	9.0 High	73.0 Strong	2.4 Low	18.1%
Emissions, Effluents and Waste	6.0 Medium	76.4 Strong	1.9 Negligible	13.8%
Carbon -Own Operations	8.6 High	79.0 Strong	1.8 Negligible	13.3%
Resource Use	5.3 Medium	82.5 Strong	1.8 Negligible	13.2%
Occupational Health and Safety	6.3 Medium	82.5 Strong	1.6 Negligible	12.0%
Community Relations	8.4 High	89.7 Strong	1.6 Negligible	12.0%
Human Capital	3.3 Low	69.4 Strong	1.1 Negligible	8.4%
Product Governance	6.6 Medium	100.0 Strong	0.7 Negligible	4.9%
Business Ethics	5.3 Medium	93.7 Strong	0.6 Negligible	4.3%
Land Use and Biodiversity	4.4 Medium	100.0 Strong	0.0 Negligible	0.0%
Overall	63.0 High	84.2 Strong	13.5 Low	100.0%

Events Overview

Identify events that may negatively impact stakeholders, the environment, or the company's operations.

Category (Events)

 **Severe (0)**

 **High (0)**

 **Significant (0)**

 **Moderate (0)**

 **Low (0)**

Atlantica Sustainable Infrastructure Plc

Electric Utilities United Kingdom NAS:AY

Events Overview

Identify events that may negatively impact stakeholders, the environment, or the company's operations.

Category (Events)

None (19)

Access to Basic Services

Accounting and Taxation

Anti-Competitive Practices

Bribery and Corruption

Business Ethics

Community Relations

Data Privacy and Security

Emissions, Effluents and Waste

Energy Use and GHG Emissions

Intellectual Property

Labour Relations

Land Use and Biodiversity

Lobbying and Public Policy

Marketing Practices

Occupational Health and Safety

Quality and Safety

Sanctions

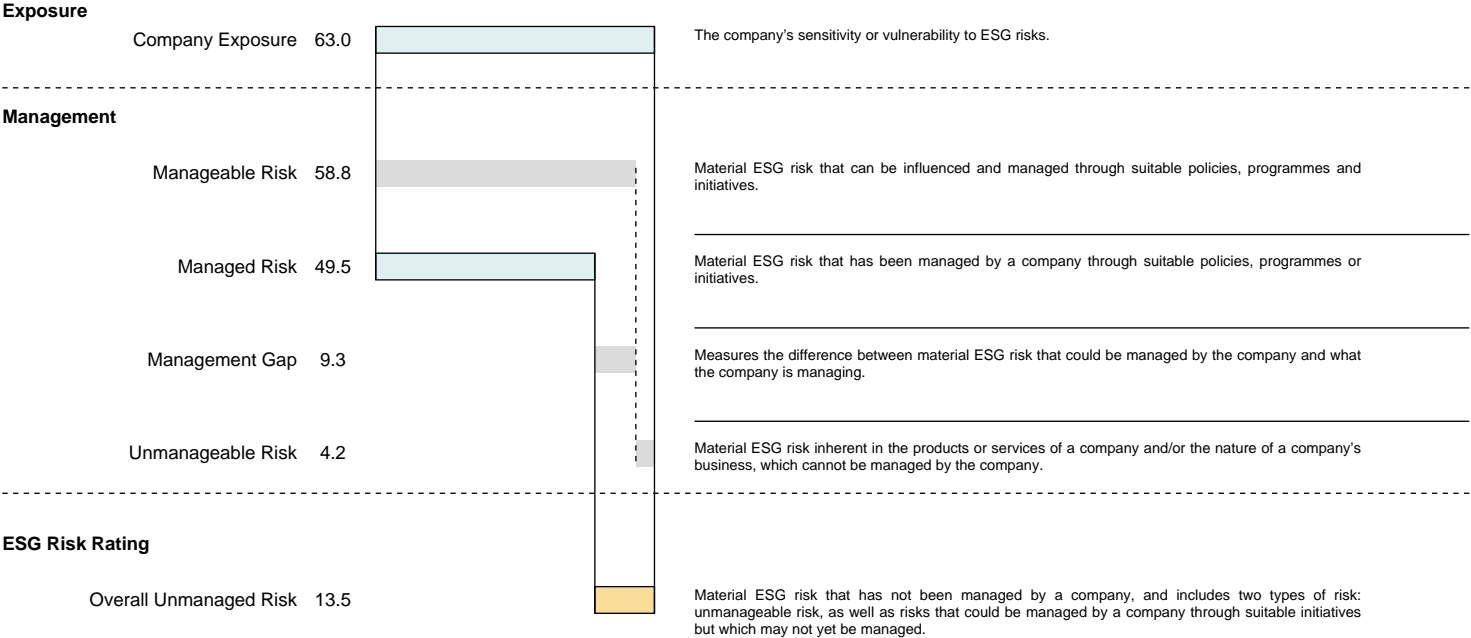
Society - Human Rights

Water Use

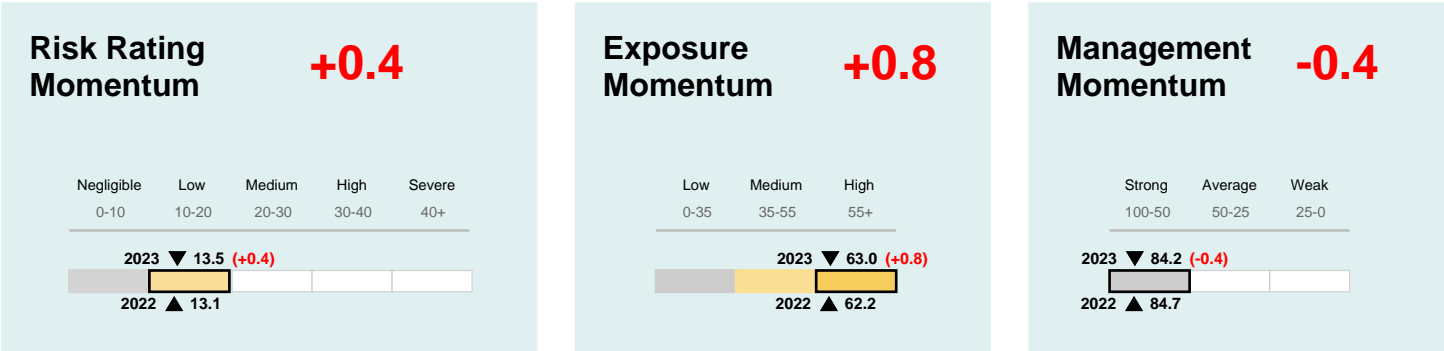
Atlantica Sustainable Infrastructure Plc

Electric Utilities United Kingdom NAS:AY

Risk Decomposition



Momentum Details



Atlantica Sustainable Infrastructure Plc

Electric Utilities United Kingdom NAS:AY

GLOSSARY OF TERMS

Beta (Beta, β)

A factor that assesses the degree to which a company's exposure deviates from its **subindustry's** exposure on a **material ESG issue**. It is used to derive a company-specific issue exposure score for a material ESG issue. It ranges from 0 to 10, with 0 indicating no exposure, 1 indicating the subindustry average, and 10 indicating exposure that is ten times the subindustry average.

Corporate Governance Pillar

A pillar provides a signal about a company's management of a specific Corporate Governance issue.

ESG Risk Category

Companies' **ESG Risk Rating scores** are assigned to five ESG risk categories in the **ESG Risk Rating**:

-  **Negligible risk:** enterprise value is considered to have a negligible risk of material financial impacts driven by ESG factors
-  **Low risk:** enterprise value is considered to have a low risk of material financial impacts driven by ESG factors
-  **Medium risk:** enterprise value is considered to have a medium risk of material financial impacts driven by ESG factors
-  **High risk:** enterprise value is considered to have a high risk of material financial impacts driven by ESG factors
-  **Severe risk:** enterprise value is considered to have a severe risk of material financial impacts driven by ESG factors

Note that because ESG risks materialize at an unknown time in the future and depend on a variety of unpredictable conditions, no predictions on financial or share price impacts, or on the time horizon of such impacts, are intended or implied by these risk categories.

ESG Risk Rating Score (Unmanaged Risk Score)

The company's final score in the **ESG Risk Rating**; it applies the concept of **risk decomposition** to derive the level of **unmanaged risk** for a company.

Event Category

Sustainalytics categorizes events that have resulted in negative ESG impacts into five event categories: Category 1 (low impact); Category 2 (moderate impact); Category 3 (significant impact); Category 4 (high impact); and Category 5 (severe impact).

Event Indicator

An indicator that provides a signal about a potential failure of management through involvement in controversies.

Excess Exposure

The difference between the company's **exposure** and its **subindustry** exposure.

Exposure

A company or **subindustry's** sensitivity or vulnerability to ESG risks.

Idiosyncratic Issue

An issue that was not deemed material at the **subindustry** level during the **consultation process** but becomes a **material ESG issue** for a company based on the occurrence of a Category 4 or 5 event.

Manageable Risk

Material ESG risk that can be influenced and managed through suitable policies, programmes and initiatives.

Managed Risk

Material ESG Risk that has been managed by a company through suitable policies, programmes and initiatives.

Management

A company's handling of ESG risks.

Management Gap

Refers to the difference between what a company has managed and what a company could possibly manage. It indicates how far the company's performance is from best practice.

Management Indicator

An indicator that provides a signal about a company's management of an ESG issue through policies, programmes or quantitative performance.

Material ESG Issue

A core building block of the **ESG Risk Rating**. An ESG issue is considered to be material within the rating if it is likely to have a significant effect on the enterprise value of a typical company within a given **subindustry**.

Subindustry

Subindustries are defined as part of Sustainalytics' own classification system.

Unmanageable Risk

Material ESG Risk inherent from the intrinsic nature of the products or services of a company and/or the nature of a company's business, which cannot be managed by the company if the company continues to offer the same type of products or services and remains in the same line of business.

Unmanaged Risk

Material ESG risk that has not been managed by a company, and includes two types of risk: **unmanageable risk**, as well as risks that could be managed by a company through suitable initiatives, but which may not yet be managed (**management gap**).

Atlantica Sustainable Infrastructure Plc

Electric Utilities United Kingdom NAS:AY

DISCLAIMER

Copyright © 2023 Sustainalytics. All rights reserved.

The information, methodologies, data and opinions contained or reflected herein are proprietary of Sustainalytics and/or its third parties suppliers (Third Party Data), intended for internal, non-commercial use, and may not be copied, distributed or used in any way, including via citation, unless otherwise explicitly agreed in writing. They are provided for informational purposes only and (1) do not constitute investment advice; (2) cannot be interpreted as an offer or indication to buy or sell securities, to select a project or make any kind of business transactions; (3) do not represent an assessment of the issuer's economic performance, financial obligations nor of its creditworthiness.

These are based on information made available by third parties, subject to continuous change and therefore are not warranted as to their merchantability, completeness, accuracy or fitness for a particular purpose. The information and data are provided "as is" and reflect Sustainalytics' opinion at the date of their elaboration and publication. Sustainalytics nor any of its third-party suppliers accept any liability for damage arising from the use of the information, data or opinions contained herein, in any manner whatsoever, except where explicitly required by law. Any reference to third party names or Third Party Data is for appropriate acknowledgement of their ownership and does not constitute a sponsorship or endorsement by such owner. A list of our third-party data providers and their respective terms of use is available on our website. For more information, visit <http://www.sustainalytics.com/legal-disclaimers>.