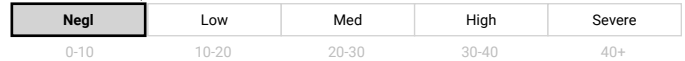


Atlantica Yield PLC

9.7 Negligible

Renewable Power Production | United Kingdom | NAS:AY



Rating Overview

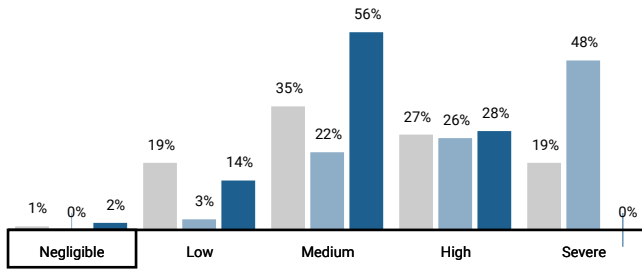
The company is at negligible risk of experiencing material financial impacts from ESG factors, due to its medium exposure and strong management of material ESG issues. The company is noted for its strong corporate governance performance, which is reducing its overall risk. Furthermore, the company has not experienced significant controversies.

Momentum Score: -2.8

Improved ↗

The company's risk score has decreased in the past year, and its risk category has improved.

ESG Risk Rating Distribution



Relative Performance

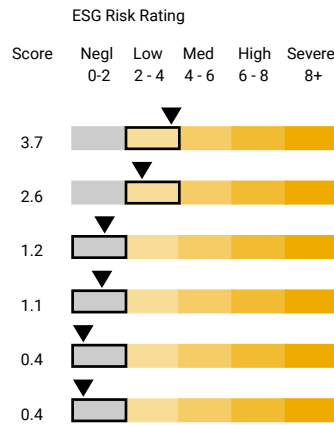
	Rank (1 st = lowest risk)	Percentile (1 st = lowest risk)
Global Universe	58 out of 12234	1 st
Utilities (Industry Group)	1 out of 442	1 st
Renewable Power Production (Subindustry)	1 out of 50	1 st



Attribution Analysis

Top Material Issues

- Corporate Governance
- Community Relations
- Business Ethics
- Human Capital
- Occupational Health and Safety
- Product Governance

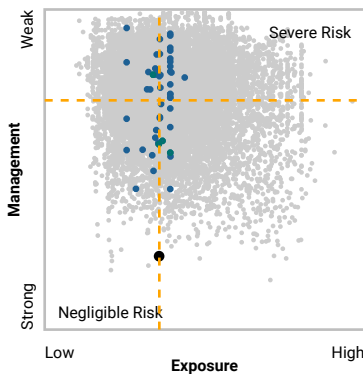


△ = Significant event

○ Circle size = Contribution to ESG Risk Rating



Risk Analysis



Peers (Market cap \$1.7 - \$2.9bn)

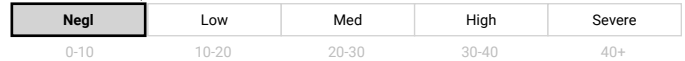
	ESG Risk Rating	Exposure	Management
1. Atlantica Yield PLC	9.7 Negligible	35.8 Medium	77.1 Strong
2. CESP -Companhia Energética de São Paulo	21.5 Medium	35.6 Medium	42.1 Average
3. Innergex Renewable Energy Inc.	22.5 Medium	36.8 Medium	41.0 Average
4. Pattern Energy Group Inc	22.7 Medium	39.2 Medium	44.7 Average
5. TransAlta Renewables Inc	27.3 Medium	33.9 Low	20.4 Weak

- Global Universe
- Renewable Power Production (Subindustry)
- Atlantica Yield PLC
- Peers
- + SubIndustryAvg.

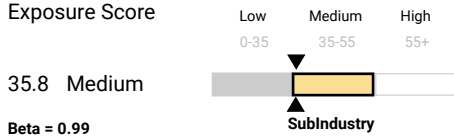
Atlantica Yield PLC

9.7 Negligible

Renewable Power Production | United Kingdom | NAS:AY



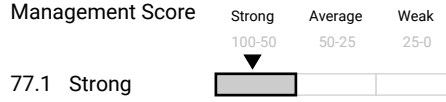
Exposure Score



Atlantica's solar and wind power plants, as well as its electric transmission lines traverse large tracts of land. As the operation or expansion of such assets can significantly impact local residents, failure to achieve community approval might lead to protests and negative publicity. Moreover, Atlantica's assets present potentially hazardous occupational conditions like working in high temperatures, in isolated areas, near electrically charged cables or at high altitudes. Poor health and safety programmes may lead to employee or contractor injuries or fatalities, triggering liability lawsuits and high compensation costs. Additionally, the company's success relies on winning governmental bids for transmission line concessions. Potential acts of bribery or corruption meant to facilitate the winning of such bids, expose Atlantica to regulatory sanctions and scrutiny.

The company's overall exposure is medium and is similar to subindustry average. Community Relations, Occupational Health and Safety and Business Ethics are notable material ESG issues.

Management Score



In FY2018, Atlantica published an ESG Report that, while referencing the GRI standards for some aspects, does not clearly disclose the level of application, lagging behind best practice. However, the company's ESG-related issues are overseen by the Board of Directors, suggesting that these are integrated in core business strategy.

The company's overall management of material ESG issues is strong.

Attribution Details

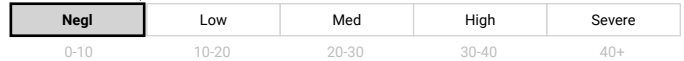
Issue Name	Contribution to						ESG Risk Rating	Risk Category
	ESG Risk Rating	Subindustry Exposure	Company Exposure	Manageable Risk Factor	Management Score	Management Weight		
Corporate Governance	38.5%	9.0	9.0	100%	58.4	26.6 %	3.7	
Community Relations	26.8%	8.0	8.0	90%	75.0	21.3 %	2.6	
Business Ethics	12.8%	4.0	4.0	95%	72.5	11.2 %	1.2	
Human Capital	11.6%	4.0	4.0	95%	75.6	11.2 %	1.1	
Occupational Health and Safety	3.9%	4.0	3.8	90%	100.0	10.1 %	0.4	
Product Governance	3.9%	4.0	3.8	90%	100.0	10.1 %	0.4	
Land Use and Biodiversity	2.4%	3.0	3.2	100%	92.5	9.3 %	0.2	
Overall	100.0%	36.0	35.8	94.5 %	77.1	100.0%	9.7	Negligible

△ =Significant event

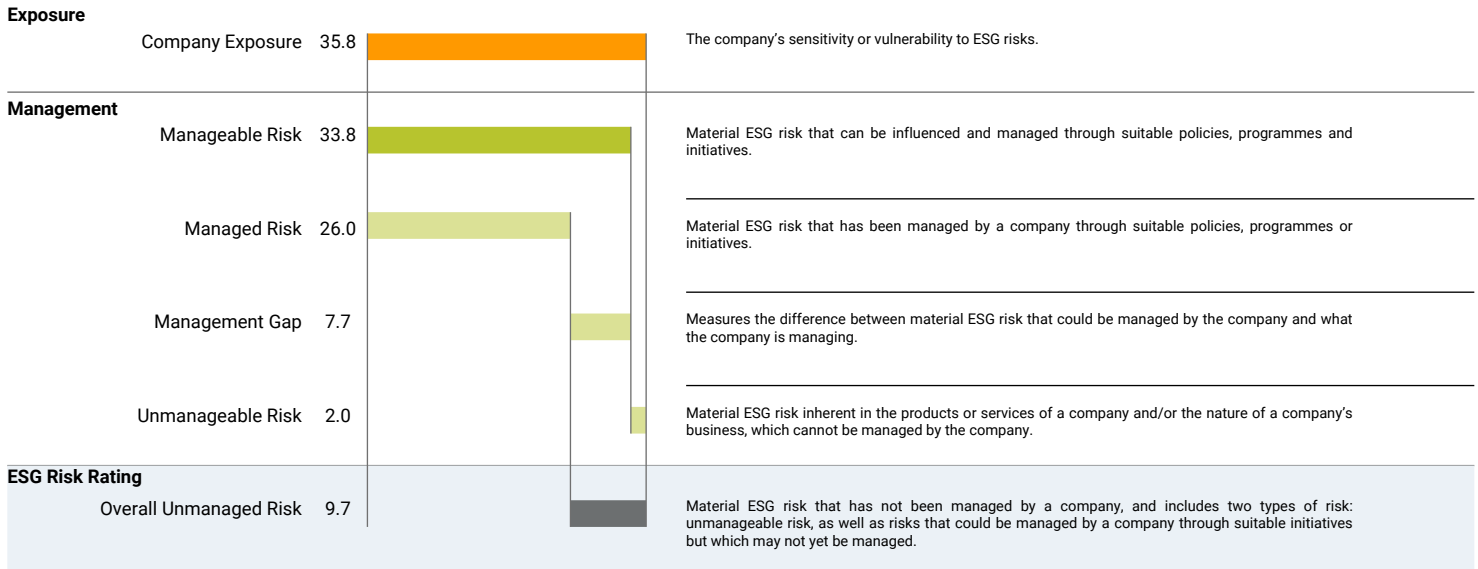
Atlantica Yield PLC

9.7 Negligible

Renewable Power Production | United Kingdom | NAS:AY



Risk Details

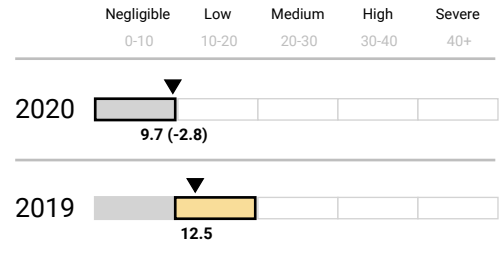


Momentum Details

ESG Risk Rating Momentum Score: -2.8

Improved ↗

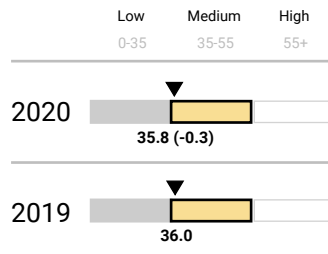
The company's risk score has decreased in the past year, and its risk category has improved.



Exposure Momentum Score: -0.3

Stable ⇨

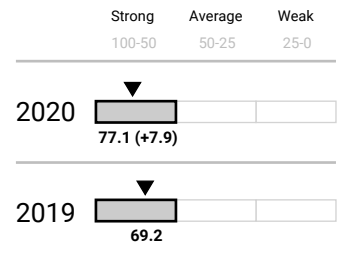
The company's exposure score has not changed significantly in the past year, and its exposure category has remained stable.



Management Momentum Score: +7.9

Stable ⇨

The company's management score has increased in the past year, but its management category has remained stable.



Atlantica Yield PLC

Renewable Power Production | United Kingdom | NAS:AY

GLOSSARY OF TERMS

Beta (Beta, β)






A factor that assesses the degree to which a company's exposure deviates from its **subindustry's** exposure on a **material ESG issue**. It is used to derive a company-specific issue exposure score for a material ESG issue. It ranges from 0 to 10, with 0 indicating no exposure, 1 indicating the subindustry average, and 10 indicating exposure that is ten times the subindustry average.

Corporate Governance Pillar

A pillar provides a signal about a company's management of a specific Corporate Governance issue.

ESG Risk Category

Companies' **ESG Risk Rating scores** are assigned to five ESG risk categories in the **ESG Risk Rating**:

-  **Negligible risk:** enterprise value is considered to have a negligible risk of material financial impacts driven by ESG factors
-  **Low risk:** enterprise value is considered to have a low risk of material financial impacts driven by ESG factors
-  **Medium risk:** enterprise value is considered to have a medium risk of material financial impacts driven by ESG factors
-  **High risk:** enterprise value is considered to have a high risk of material financial impacts driven by ESG factors
-  **Severe risk:** enterprise value is considered to have a severe risk of material financial impacts driven by ESG factors

Note that because ESG risks materialize at an unknown time in the future and depend on a variety of unpredictable conditions, no predictions on financial or share price impacts, or on the time horizon of such impacts, are intended or implied by these risk categories.

ESG Risk Rating Score (Unmanaged Risk Score)

The company's final score in the **ESG Risk Rating**; it applies the concept of **risk decomposition** to derive the level of **unmanaged risk** for a company.

Event Category

Sustainalytics categorizes events that have resulted in negative ESG impacts into five event categories: Category 1 (low impact); Category 2 (moderate impact); Category 3 (significant impact); Category 4 (high impact); and Category 5 (severe impact).

Event Indicator

An indicator that provides a signal about a potential failure of management through involvement in controversies.

Excess Exposure

The difference between the company's **exposure** and its **subindustry** exposure.

Exposure

A company or **subindustry's** sensitivity or vulnerability to ESG risks.

Idiosyncratic Issue

An issue that was not deemed material at the **subindustry** level during the **consultation process** but becomes a **material ESG issue** for a company based on the occurrence of a Category 4 or 5 event.

Manageable Risk

Material ESG Risk that can be influenced and managed through suitable policies, programmes and initiatives.

Managed Risk

Material ESG Risk that has been managed by a company through suitable policies, programmes and initiatives.

Management

A company's handling of ESG risks.

Management Gap

Refers to the difference between what a company has managed and what a company could possibly manage. It indicates how far the company's performance is from best practice.

Management Indicator

An indicator that provides a signal about a company's management of an ESG issue through policies, programmes or quantitative performance.

Material ESG Issue

A core building block of the **ESG Risk Rating**. An ESG issue is considered to be material within the rating if it is likely to have a significant effect on the enterprise value of a typical company within a given **subindustry**.

Subindustry

Subindustries are defined as part of Sustainalytics' own classification system.

Unmanageable Risk

Material ESG Risk inherent from the intrinsic nature of the products or services of a company and/or the nature of a company's business, which cannot be managed by the company if the company continues to offer the same type of products or services and remains in the same line of business.

Unmanaged Risk

Material ESG risk that has not been managed by a company, and includes two types of risk: **unmanageable risk**, as well as risks that could be managed by a company through suitable initiatives, but which may not yet be managed (**management gap**).

Atlantica Yield PLC

Renewable Power Production | United Kingdom | NAS:AY

DISCLAIMER

Copyright © 2020 Sustainalytics. All rights reserved.

The ownership and all intellectual property rights to this publication/report and the information contained herein are vested exclusively in Sustainalytics and/or its suppliers. Unless otherwise expressly agreed in writing between you and Sustainalytics, you will not be permitted to use this information otherwise than for internal use, nor will you be permitted to reproduce, disseminate, combine, create derivative works, furnish in any manner, make available to third parties or publish this publication/report, parts hereof or the information contained herein in any form or in any manner, be it electronically, mechanically, through photocopies, recordings. The information on which this publication/report is based on reflects the situation as on the date of its elaboration. Such information has – fully or partially – been derived from third parties and is therefore subject to continuous modification. THE INFORMATION HEREIN IS PROVIDED SOLELY FOR INFORMATIONAL PURPOSES AND THEREFORE ARE NOT AN OFFER TO BUY OR SELL A SECURITY. NEITHER SUSTAINALYTICS NOR ALL ITS THIRD-PARTY SUPPLIERS PROVIDE INVESTMENT ADVICE (AS DEFINED IN THE APPLICABLE JURISDICTION) OR ANY OTHER FORM OF (FINANCIAL) ADVICE AND NOTHING WITHIN THIS PUBLICATION/REPORT CONSTITUTES SUCH ADVICE. SUSTAINALYTICS OBSERVES THE GREATEST POSSIBLE CARE IN USING INFORMATION, HOWEVER THE INFORMATION IS PROVIDED "AS IS" AND NEITHER SUSTAINALYTICS NOR ITS SUPPLIERS ACCEPT ANY LIABILITY FOR DAMAGE ARISING FROM THE USE OF THIS PUBLICATION/REPORT OR INFORMATION CONTAINED HEREIN IN ANY MANNER WHATSOEVER. MOREOVER, SUSTAINALYTICS AND ALL ITS THIRD-PARTY SUPPLIERS DISCLAIM ANY AND ALL WARRANTIES AND REPRESENTATIONS, EXPRESS OR IMPLIED, INCLUDING ANY WARRANTIES OF MERCHANTABILITY, COMPLETENESS, ACCURACY OR FITNESS FOR A PARTICULAR PURPOSE.

This publication/report may contain proprietary information from third parties (Third Party Data) and here you can find additional terms and conditions imposed by the following Third Party Data providers regarding the use of their data:

www.sustainalytics.com/legal-disclaimers